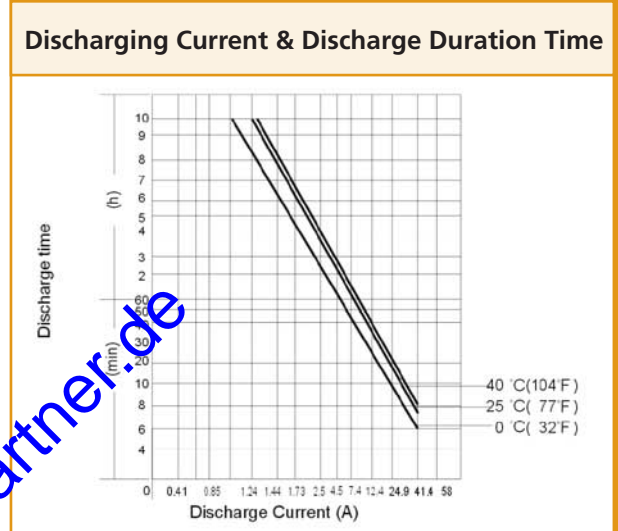
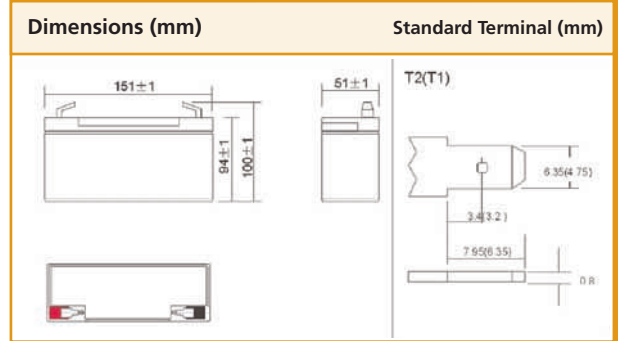


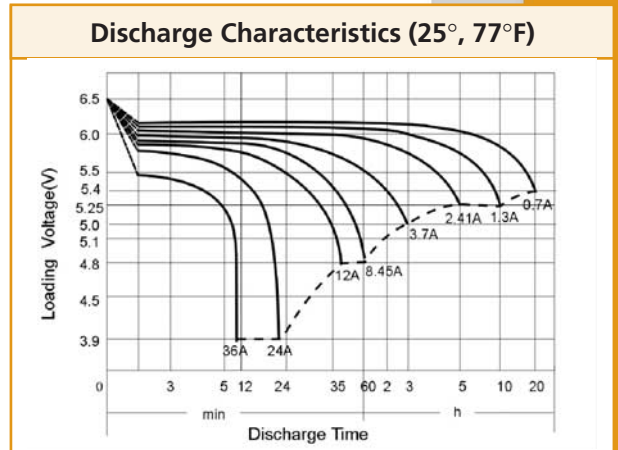


# CT 12-6



Physical Specification		
Nominal Voltage	6V	
Nominal Capacity (20HR)	12AH	
Dimension	Length	151 ± 1mm (5.95 inches)
	Width	51 ± 1mm (2.01 inches)
	Container Height	94 ± 1mm (3.70 inches)
	Total Height (with Terminal)	100 ± 1mm (3.94 inches)
Weight	Approx 2.05kg (4.51 lbs)	
Standard Terminal	T2 or T1 (standard)	

Electrical Specification					
Rated Capacity	20 hour rate (0.70 A)	14AH	Constant-Voltage	Cycle	Initial Charging Current less than 3.6A. Voltage 7.20V~7.50V at 25°C (77°F) Temp. Coefficient -15mV/C
	10 hour rate (1.3 A)	13AH			
	5 hour rate (2.41 A)	12.5AH			
	1 hour rate (8.45 A)	8.45AH			
Capacity affected by Temperature	15minute rate (26 A)	6.5AH	Charge	Standby	No limit on Initial Charging Current Voltage 6.75V~6.90V at 25°C(77°F) Temp. Coefficient -10mV/C
	40°C (104°F)	103%			
	25°C (77°F)	100%			
	0°C (32°F)	86%			



Constant Current (Amp) and Constant Power (Watt) Discharge Table (25°, 77°F)												
Time(minute) Final voltage/Cell	5	10	15	20	30	45	60	120	180	300	600	1200
Amp/Watt/Cell	1.3	1.3	1.3	1.3	1.6	1.6	1.67	1.7	1.75	1.75	1.75	1.8
A	63.70	39.00	26.00	22.36	16.25	11.70	8.45	5.07	3.71	2.41	1.30	0.70
W	107.90	74.23	50.44	43.94	32.11	23.27	16.77	10.14	7.28	4.81	2.60	1.40